

'DID YOU KNOW?' SALMON POSTER

Students research and select interesting facts about salmon and share them with others.

GRADES

2nd - 5th

COMMON CORE

English Language
Proficiency

TIME

30 - 40 minutes

LEARNING OBJECTIVES

- Gain experience in researching information sources and accurately using standard English to communicate findings in writing.
- Use art to enhance communication for a specific purpose.
- Extend what students have learned about salmon to others at school.

PREPARATION


1. Make an 11 X 17 copy of the poster form for each student.
2. Create a sample poster to show students on your overhead projector.
3. Make a copy of the *Salmon of the Pacific Northwest* booklet for each student and/or set out other salmon reference materials with which they are familiar.
4. Set out scratch paper and drawing/coloring supplies within reach of all students.

WHAT TO DO

1. Tell students that their poster is to feature facts they have learned about salmon and a drawing related to each fact. Show them your sample.
2. Instruct them to draft facts on scratch paper and make sure that they capitalize, spell, and punctuate correctly as they transfer facts to their poster.
3. Encourage students to use color to draw attention to their posters.
4. Enlist students to put up finished posters around the school.
5. After a reasonable period of time (say two weeks), enlist students to take down the posters.

NOTES

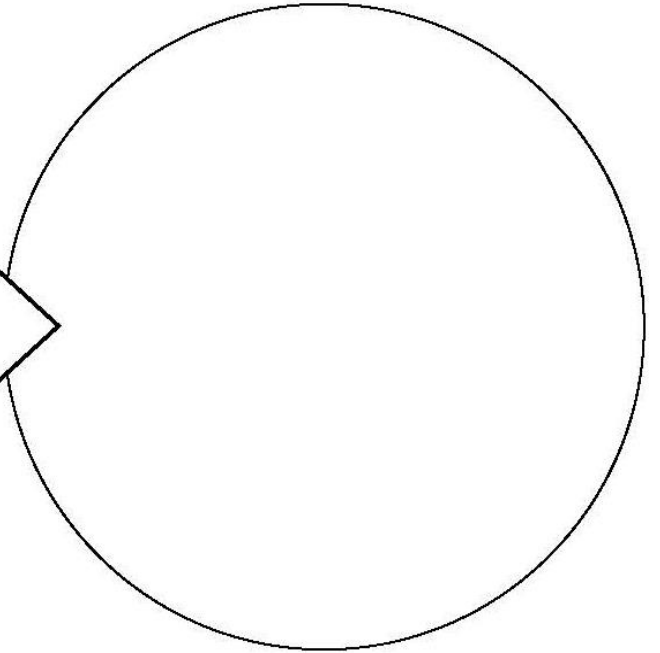
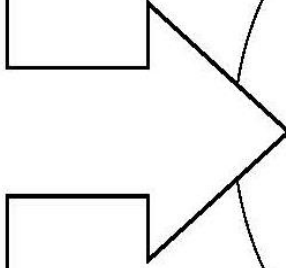
- This activity requires that students have already studied the salmon booklet or other resources.
- Encourage students to highlight facts that other students might find interesting - not the most basic but also not the most obscure.



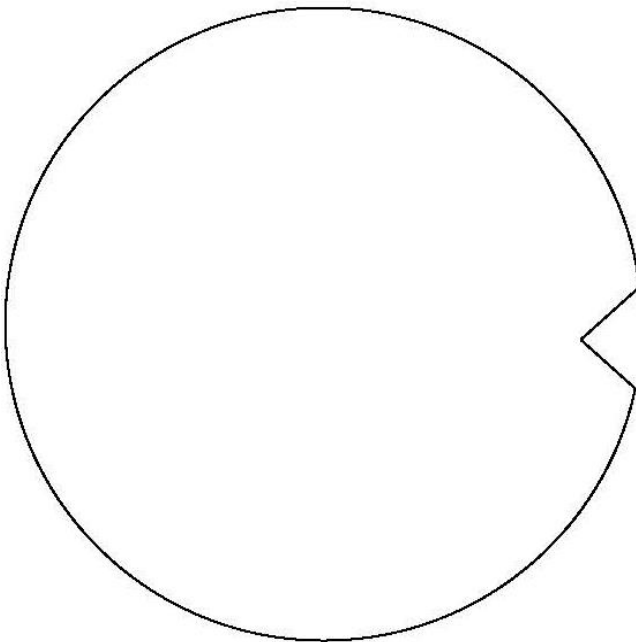
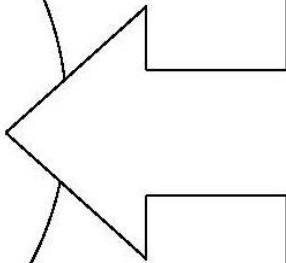
DID YOU KNOW?

These salmon facts are brought to you by

FACT #1



FACT #2



FACT #3

