


Accessing Adobe PDF Bookmarks

Files with bookmarks are accessed differently depending on the browser used. The following describes how to access the bookmark tab:

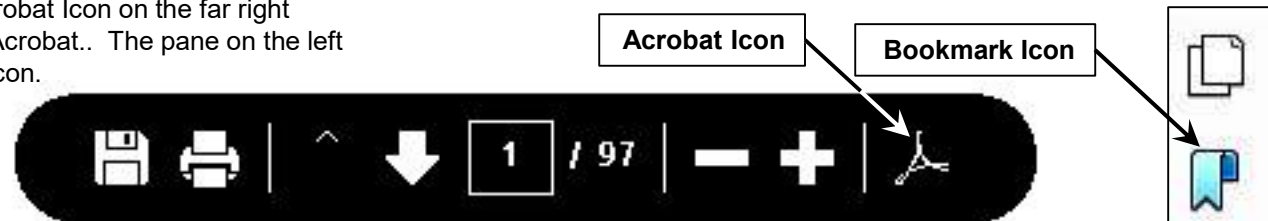
Google Chrome

If the bar on top is not visible, move the mouse near the top of page to make visible. The icon on the far right opens the bookmarks.



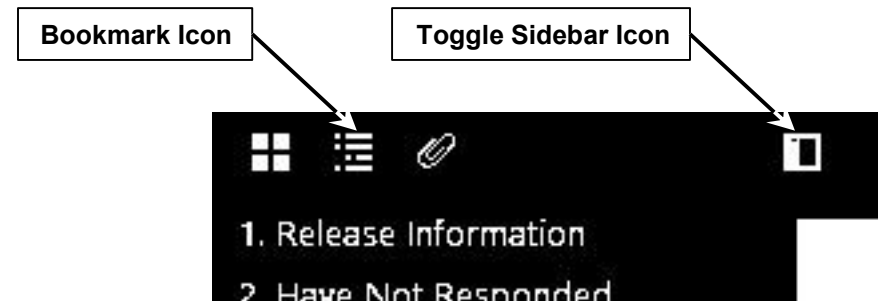
Internet Explorer

Move the mouse near the bottom and center of page to make visible. The Acrobat icon on the far right opens the document in Acrobat. The pane on the left contains the bookmark icon.



Mozilla Firefox

The "Toggle Sidebar" icon is at the top left of the screen. Once clicked, the sidebar opens with the bookmark icon.



Microsoft Edge

The latest versions of Edge has an icon in the upper left corner which says, "Table of contents." This is the bookmark list.

